

MTS BondVision

Fixed Income Electronic Trading Platform.
Work smarter, not harder.

- Modern design, intuitive user experience
- Real-time Auto Execution
- Live interdealer data



MTS BondVision is a leading dealer-to-client electronic bond trading platform

- Over 18,000 tradable bonds available
- Extensive network of 26 global and regional dealers across Europe and the US
- Real-time data from our MTS interdealer market
- Trading in multiple currencies, including EUR, GBP, USD, CEE local currencies and Nordics (DKK, NOK, SEK)
- Modern design and intuitive user experience

The platform has undergone a complete redesign introducing many new features in addition to a modern, intuitive interface. The redesign makes MTS's valuable inter-dealer data more accessible and adds a powerful new rules based automation tool to the platform. MTS Auto Execution adds significant efficiencies to low-touch trades, bringing trade automation to your fingertips.

You asked for it. You got it.

MTS BondVision

The screenshot displays the MTS BondVision interface. At the top, there are navigation tabs: MENU, ORDER STAGING, TRADING, BLOTTER, DATA, and ALERTS. A search bar is present with the text 'Search Bonds ...'. Below this, there are country selection buttons for AT, BE, BG, CR, CY, CZ, DE, ES, FI, FR, IRL, and IT. The main area is divided into two sections: 'MTS CASH ORDER BOOK' and 'BONDVISION COMPOSITE'. The 'MTS CASH ORDER BOOK' table shows columns for MARKET, SIZE, BID YIELD, BID PRICE, ASK PRICE, ASK YIELD, and MARKET. The 'BONDVISION COMPOSITE' table shows columns for MARKET, BID YIELD, BID PRICE, ASK PRICE, ASK YIELD, MID PX, and MID YIELD. Below these is the 'BONDVISION DEALER PRICING' table with columns for DEALER, SIZE, BID YIELD, BID PRICE, ASK PRICE, ASK YIELD, SIZE, and DEALER. At the bottom, there are status bars for various bonds: BTPS 5.000 01/03/25 EUR 2MM@98, SPGB 4.850 31/10/20 EUR 1MM@99.9, SPGB 5.850 31/01/22 EUR 1MM@99.9, and BTPS 5.000 01/03/25 EUR 2MM@98.

2414 TRADES EXECUTED TODAY 62% BUY 38% SELL € 16.53BN VOLUME TRADED 61% BUY 39% SELL € 6.8MM AVERAGE TRADE SIZE € 41MM LARGEST TRADE ITALY MOST ACTIVE MARKET

TIME	MARKET	DESCRIPTION	CLASS	ISIN	SIDE	SIZE (MM)	DV01	PRICE	YIELD	TREND	TRADE TYPE	TICKET TYPE	CCY	MATURITY
14:45:27	MTS Italy	BTPS 2.450 01/09/33	BTP	IT0005240350	Buy	2	2,517.40	116.9	0.996		CAT	CAT	EUR	30/11/2021
14:45:27	MTS Italy	BTPS 2.450 01/09/33	BTP	IT0005240350	Buy	2	2,517.40	116.9	0.996		CAT	CAT	EUR	30/11/2021
14:45:13	MTS Italy	BTPS 2.450 01/09/30	BTP	IT0005398406	Buy	2	4,951.00	115.77	1.767		CAT	CAT	EUR	30/11/2024
14:44:37	MTS Italy	BTPS 1.600 01/06/26	BTP	IT0005170839	Buy	7	3,704.40	107.6	0.107		CAT	CAT	EUR	31/10/2030
14:44:37	MTS Italy	BTPS 1.600 01/06/26	BTP	IT0005170839	Buy	7	3,704.40	107.6	0.107		CAT	CAT	EUR	31/10/2044
14:44:37	MTS Italy	BTPS 1.600 01/06/26	BTP	IT0005170839	Buy	4	2,116.80	107.6	0.107		CAT	CAT	EUR	30/11/2021
14:44:37	MTS Italy	BTPS 1.600 01/06/26	BTP	IT0005170839	Buy	7	3,704.40	107.6	0.107		CAT	CAT	EUR	30/11/2021
14:44:37	MTS Italy	BTPS 1.600 01/06/26	BTP	IT0005170839	Buy	11	5,821.20	107.59	0.109		CAT	CAT	EUR	30/11/2024
14:44:37	MTS Italy	BTPS 1.600 01/06/26	BTP	IT0005170839	Buy	7	3,704.40	107.59	0.109		CAT	CAT	EUR	30/11/2019
14:42:53	MTS Italy	BOT 31/08/21 6M	BOT	IT0005434961	Buy	12	439.20	100.18161	-0.502		CAT	CAT	EUR	30/07/2021
14:42:37	MTS Italy	BOT 31/08/21 6M	BOT	IT0005434961	Buy	6	219.60	100.18161	-0.502		CAT	CAT	EUR	31/10/2024
14:42:37	MTS Italy	BOT 31/08/21 6M	BOT	IT0005434961	Buy	2	73.20	100.18161	-0.502		CAT	CAT	EUR	30/11/2024
14:42:37	MTS Italy	BOT 31/08/21 6M	BOT	IT0005434961	Buy	4	146.40	100.18161	-0.502		CAT	CAT	EUR	31/10/2020
14:42:37	MTS Italy	BOT 31/08/21 6M	BOT	IT0005434961	Buy	12	439.20	100.18161	-0.502		CAT	CAT	EUR	31/10/2047
14:42:37	MTS Italy	BOT 31/08/21 6M	BOT	IT0005434961	Buy	9	329.40	100.18161	-0.502		CAT	CAT	EUR	30/04/2028
14:38:47	MTS Italy	BTPS 1.700 01/09/51	BTP	IT0005425233	Sell	5	11,466.00	98.2	1.785		CAT	CAT	EUR	13/07/2018
14:38:47	MTS Italy	BTPS 1.700 01/09/51	BTP	IT0005425233	Sell	3	6,879.60	98.2	1.785		CAT	CAT	EUR	30/04/2024
14:38:28	MTS Italy	BTPS 1.700 01/09/51	BTP	IT0005425233	Buy	2	4,586.40	98.25	1.783		CAT	CAT	EUR	31/10/2027
14:38:19	MTS Italy	BTPS 0 29/11/22	BTP	IT0005440679	Sell	6	967.80	100.55	-0.342		CAT	CAT	EUR	15/06/2018
14:38:19	MTS Italy	BTPS 0 29/11/22	BTP	IT0005440679	Sell	6	967.80	100.55	-0.342		CAT	CAT	EUR	31/10/2048
14:38:19	MTS Italy	BTPS 0 29/11/22	BTP	IT0005440679	Sell	4	645.20	100.55	-0.342		CAT	CAT	EUR	17/08/2018
14:38:19	MTS Italy	BTPS 0 29/11/22	BTP	IT0005440679	Sell	10	1,613.00	100.55	-0.342		CAT	CAT	EUR	14/09/2018
14:38:19	MTS Italy	BTPS 0 29/11/22	BTP	IT0005440679	Sell	10	1,613.00	100.55	-0.342		CAT	CAT	EUR	31/10/2048
14:38:19	MTS Italy	BTPS 0 29/11/22	BTP	IT0005440679	Sell	10	1,613.00	100.55	-0.402		CAT	CAT	EUR	31/10/2048
14:34:41	MTS Italy	BTPS 1.000 15/07/22	BTP	IT0005366007	Sell	4	504.00	101.73	-0.405		CAT	CAT	EUR	30/07/2033
14:34:41	MTS Italy	BTPS 1.000 15/07/22	BTP	IT0005366007	Sell	5	630.00	101.734	-0.406		CAT	CAT	EUR	30/07/2033
14:34:40	MTS Italy	BTPS 1.000 15/07/22	BTP	IT0005366007	Sell	9	1,134.00	101.735	-0.406		CAT	CAT	EUR	14/09/2018
14:34:40	MTS Italy	BTPS 1.000 15/07/22	BTP	IT0005366007	Sell	10	1,260.00	101.735	-0.406		CAT	CAT	EUR	14/09/2018
14:34:40	MTS Italy	BTPS 1.000 15/07/22	BTP	IT0005366007	Sell	6	756.00	101.735	-0.406		CAT	CAT	EUR	14/09/2018
14:34:40	MTS Italy	BTPS 1.000 15/07/22	BTP	IT0005366007	Sell	10	1,260.00	101.735	-0.406		CAT	CAT	EUR	14/09/2018
14:34:40	MTS Italy	BTPS 1.000 15/07/22	BTP	IT0005366007	Sell	14	1,764.00	101.735	-0.406		CAT	CAT	EUR	14/09/2018
14:33:29	MTS Italy	BTPS 5.000 01/03/25	BTP	IT0004532559	Buy	2	4,465.60	160.06	1.44		CAT	CAT	EUR	14/09/2018
14:33:29	MTS Italy	BTPS 5.000 01/03/25	BTP	IT0004532559	Buy	3	6,698.40	160.06	1.44		CAT	CAT	EUR	14/09/2018

MTS Interdealer data

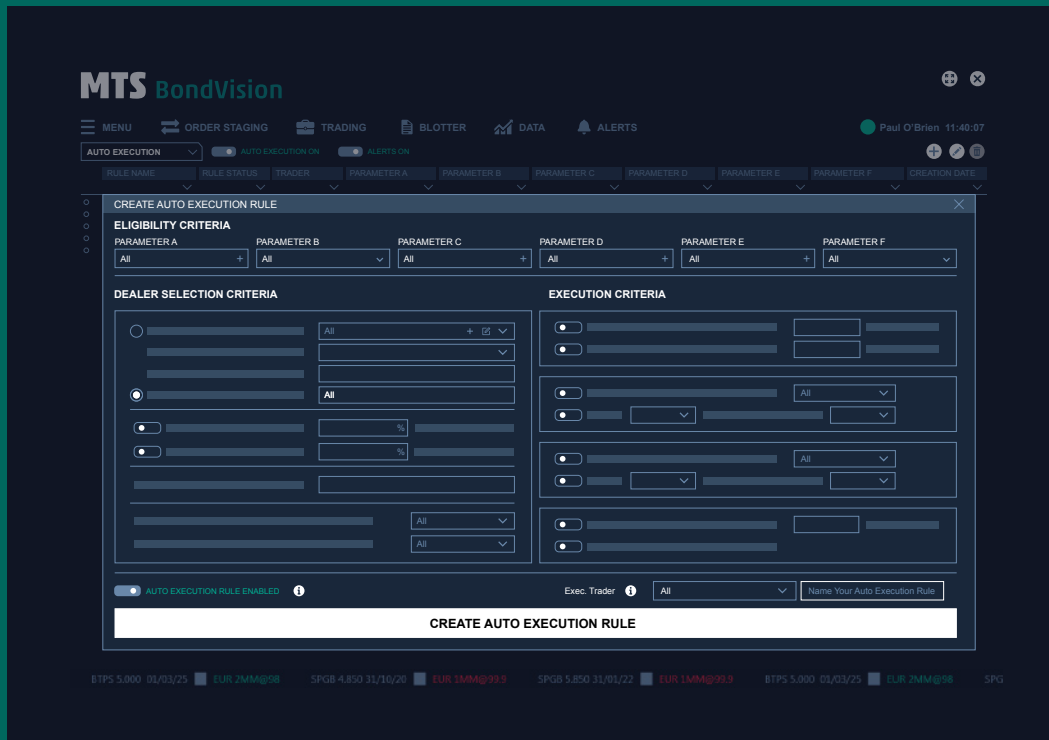
We live in a data-driven world; take full advantage with the new MTS BondVision Platform.

Analyse real-time trade data from the MTS interdealer markets - the golden source of liquidity for fixed income.

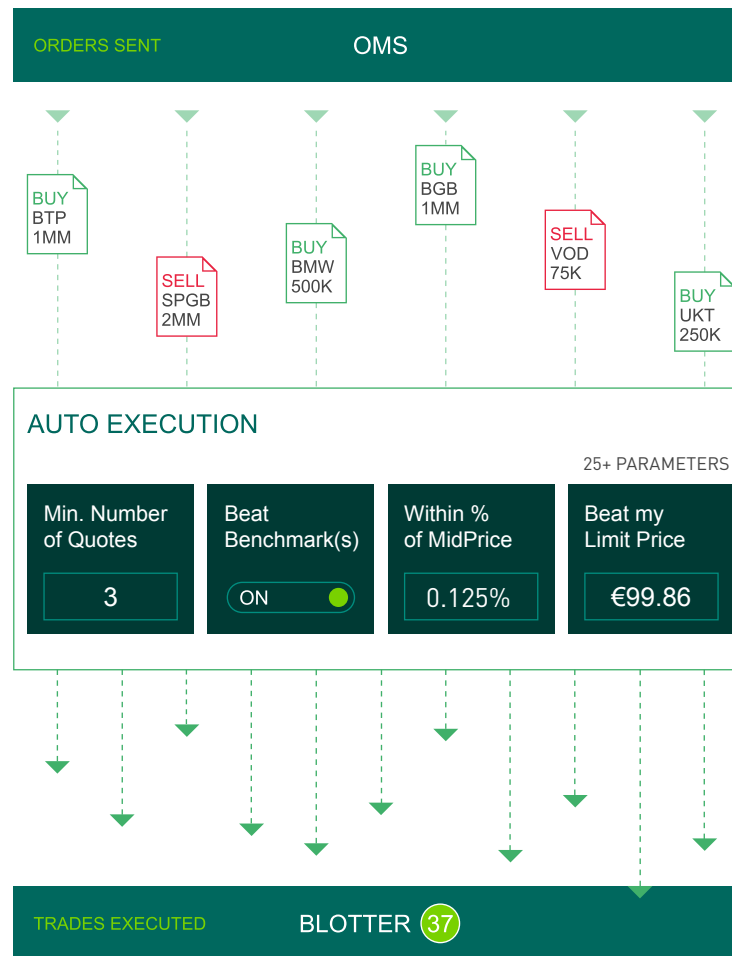
Dive into data

MTS Auto Execution trade automation at your fingertips





As automation takes hold in the fixed income market, stay ahead of the curve with MTS Auto Execution. Maximise efficiency, leverage the latest technology and free up time to spend on your most profitable trades.



Work smarter, not harder



Try MTS Auto Execution today on our re-designed BondVision trading platform and take advantage of:

-  Fully automated RFQ trading for Govies, Corporates, Financials, Covered Bonds and SSAs
-  Configure 25+ parameters in real-time directly from our newly re-designed trading platform
-  Monitor Auto Execution performance with real-time alerts and detailed audit trail
-  Update your Auto Execution rules in real-time as market conditions fluctuate

RFQ OUTRIGHT

TRANSPARENCY PRE-TRADE SSTI / LIS POST-TRADE SSTI / LIS Inv. Dec. ID / Ord. Exe. ID / Client ID

SIDE	DESCRIPTION	ISIN	SIZE (MM)	MIN. SIZE (MM)	SETTL.	DATE	BV BID/ASK	YTM
BUY	BTPS 0.950 15'	IT0005416570	50				104.009	0.3164

ACCRUED / DAYS	PRINCIPAL	PROCEEDS	DV01	ALLOCATION	INFO
			32.265.00		

ANALYTICS

PRICING

DEALER	SIZE	PRICE	YIELD	SPRD	I-SPREAD
_D10	25	103.98	0.3209	+89.41	
_D02	10	103.986	0.32	+89.32	
_D17	5	104	0.3178	+89.1	
_D12	5	104.002	0.3175	+89.07	
_D06	10	104.004	0.3172	+89.04	
_D13	4	104.004	0.3172	+89.04	
_D06	07:15	104.005	0.317	+89.02	
_D16	5	104.005	0.317	+89.02	
_D04	5	104.007	0.3167	+88.99	
_D14	12	104.009	0.3164	+88.96	
_D03	9	104.009	0.3164	+88.96	
_D19	5	104.009	0.3164	+88.96	
_D11	10	104.012	0.3159	+88.91	
_D01	2	104.013	0.3158	+88.9	
_D22	5	104.019	0.3148	+88.8	
_D07	10	104.022	0.3144	+88.76	

DEALER SELECTION

DEALER	SIZE	PRICE	YIELD	SPRD	I-SPREAD
DEALER 1	5	103.98	0.3209	+89.41	
DEALER 6	10	103.986	0.32	+89.32	
DEALER 19	5	103.975	0.317	+89.07	
DEALER 31	25	103.974	0.317	+89.07	

Multi-asset Trading Rates, Credit and Repo

Trade all of these instruments on one platform.

GOVERNMENT BONDS:

- European EUR
- European Local
- UK Gilts

CREDIT:

- European IG and HY
- European Financials & Insurance

COVERED BONDS:

- European

REPO:

- Eurozone
- UK Gilts

SSA:

- EMEA

The screenshot shows the MTS BondVision interface with a top navigation bar, a search bar, and a main dashboard. The dashboard displays key market metrics: 2414 trades executed today, 62% buy and 38% sell volume, and a total volume traded of €16.53BN. It also shows average trade size of €6.8MM and the largest trade of €41MM in the ITALY market. Below this, there are several order book tables for different bond types, including Government Bonds, Credit, and REPO, with columns for instrument details, price, yield, and dealer information.

Everything you need in one place

Fixed income is changing.
So are we.



**MTS has been a trusted facilitator
of electronic fixed income
markets for over 30 years**

London

+44 20 7076 0001

Milan

+39 02 7242 61

Rome

+39 06 4212 01

Paris

+33 1 70 37 67 05

New York

+1 212 257 4062

Find out how we can enhance
your fixed income trading
business by speaking to our
expert team:

mts.sales@euronext.com
mtsmarkets.com

Get in touch today

Disclaimer Capitalised terms in this communication or publication shall have the meaning ascribed to them in the MTS Glossary document that can be found here. Additional regulatory information can be found here: MTS Group Regulatory Structure. This document is addressed to investment professionals only. Information in this publication may or may not have been provided by MTS S.p.A. and/or its group undertakings, and/or the individual authors (each a "party" and together the "parties"), but is made available without responsibility on the part of the parties. No action should be taken or omitted to be taken in reliance upon information in this publication and the information is not offered as and does not constitute professional, financial or investment advice on any particular matter and must not be used as a basis for making investment decisions. None of the parties accept any liability for the results of any action taken or omitted on the basis of the information in this document. It is in no way intended, directly or indirectly, to invite or induce you to engage in any investment activity or as an attempt to market or sell any type of financial instrument. Advice from a suitably qualified professional should always be sought in relation to any particular matter or circumstance. None of the parties make any representations or warranties of any kind in relation to this document and no responsibility is accepted by or on behalf of the parties for any errors, omissions, or inaccurate information. Third party advertisements are clearly labelled as such and none of the parties endorse or are responsible for the content of any third-party advertisement in this document or otherwise. MTS, EuroMTS and their logo are registered trademarks of MTS S.p.A. Euronext and the Euronext logo are registered trademarks of Euronext N.V. Information regarding trademark and intellectual property rights of Euronext is located at www.euronext.com/terms-use. Other logos, organizations and company names referred to may be the trademarks of their respective owners. All proprietary rights and interest in or connected with this document shall vest in MTS S.p.A. No part of this document shall be redistributed or reproduced in any form without MTS prior written consent. No part of these trademarks, or any other trademark owned by MTS S.p.A. or its group undertakings can be used, reproduced, or transmitted in any form without express written consent by the owner of the trademark.

© 2022, MTS S.p.A., via Tomacelli 146, 00816 Rome.



To find out more please visit our website or contact:
+44 20 7076 0000 – mts.sales@euronext.com – mtsmarkets.com